



BRADFORD WHITE[®]
W A T E R H E A T E R S

RESIDENTIAL GAS REPLACEMENT PARTS LIST
Tankless Gas Water Heater Models



Models Covered:

RTG199HE(N,X)*

(*) Denotes Warranty Years

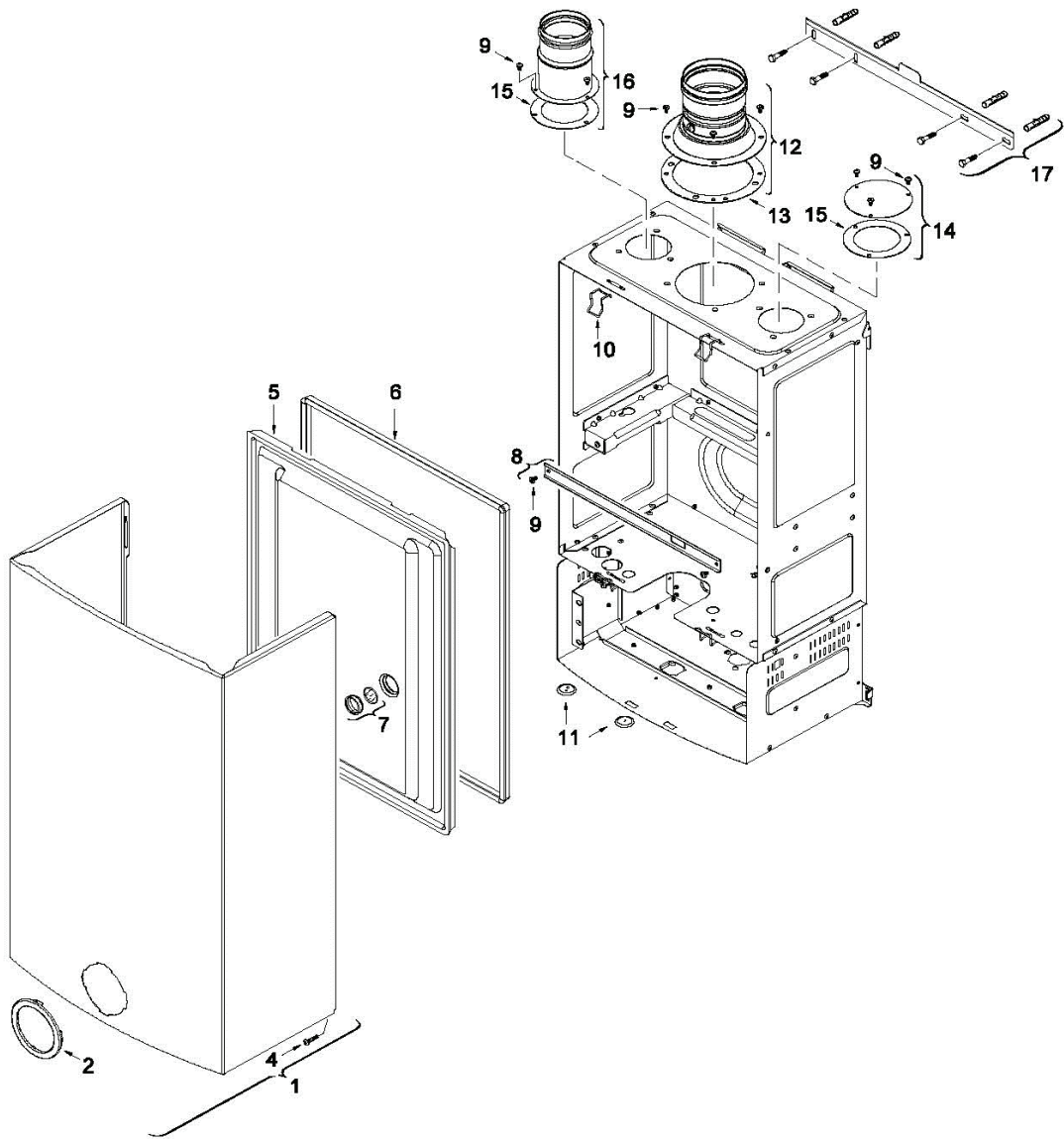
Effective: April, 2022
ECO 8539

**NOTE: BOTH MODEL AND SERIAL
NUMBERS ARE REQUIRED FOR
ORDERING REPLACEMENT PARTS**

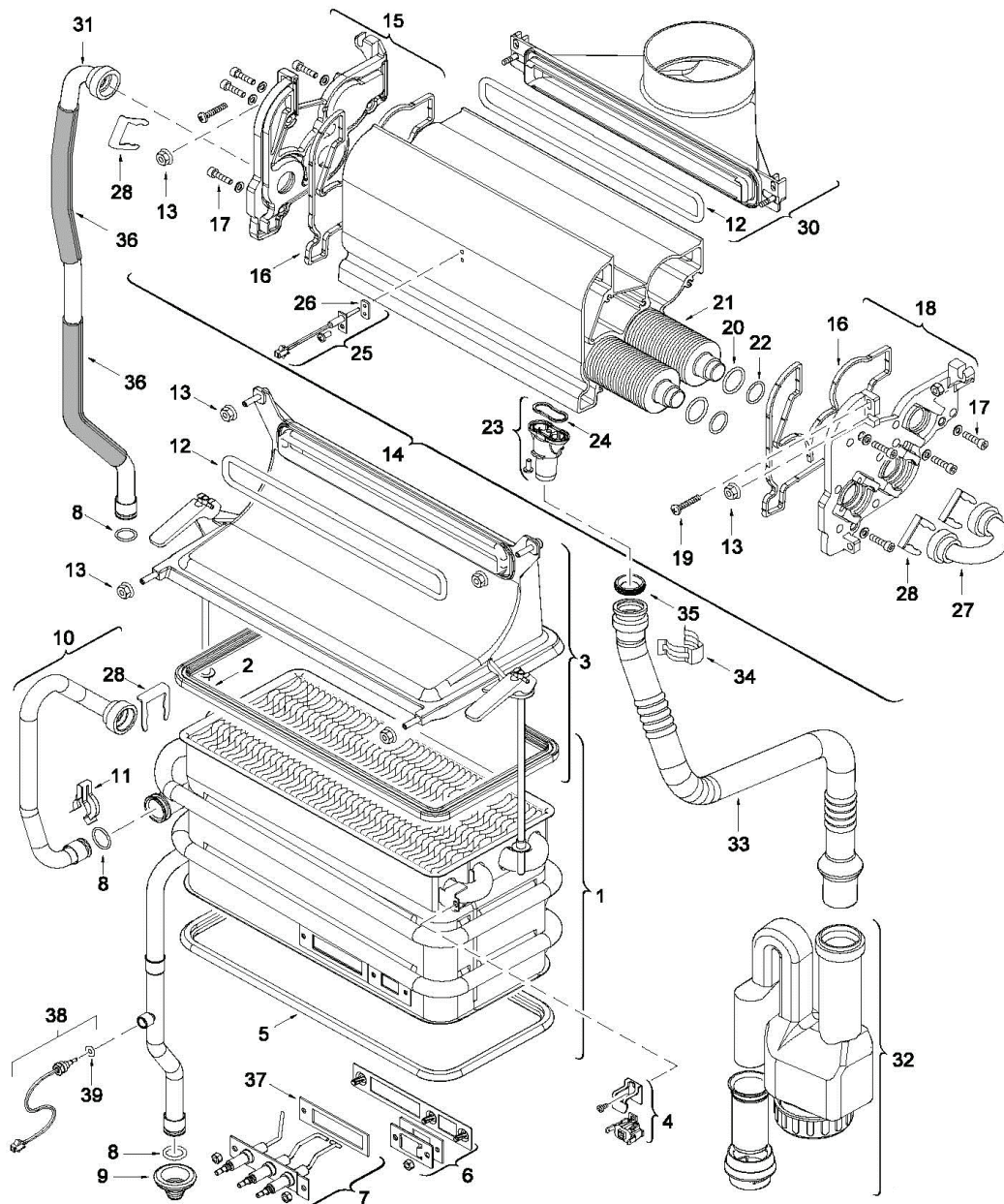
Dimensions and specifications
subject to change without notice.

WARNING
CANCER AND REPRODUCTIVE HARM
WWW.P65WARNINGS.CA.GOV

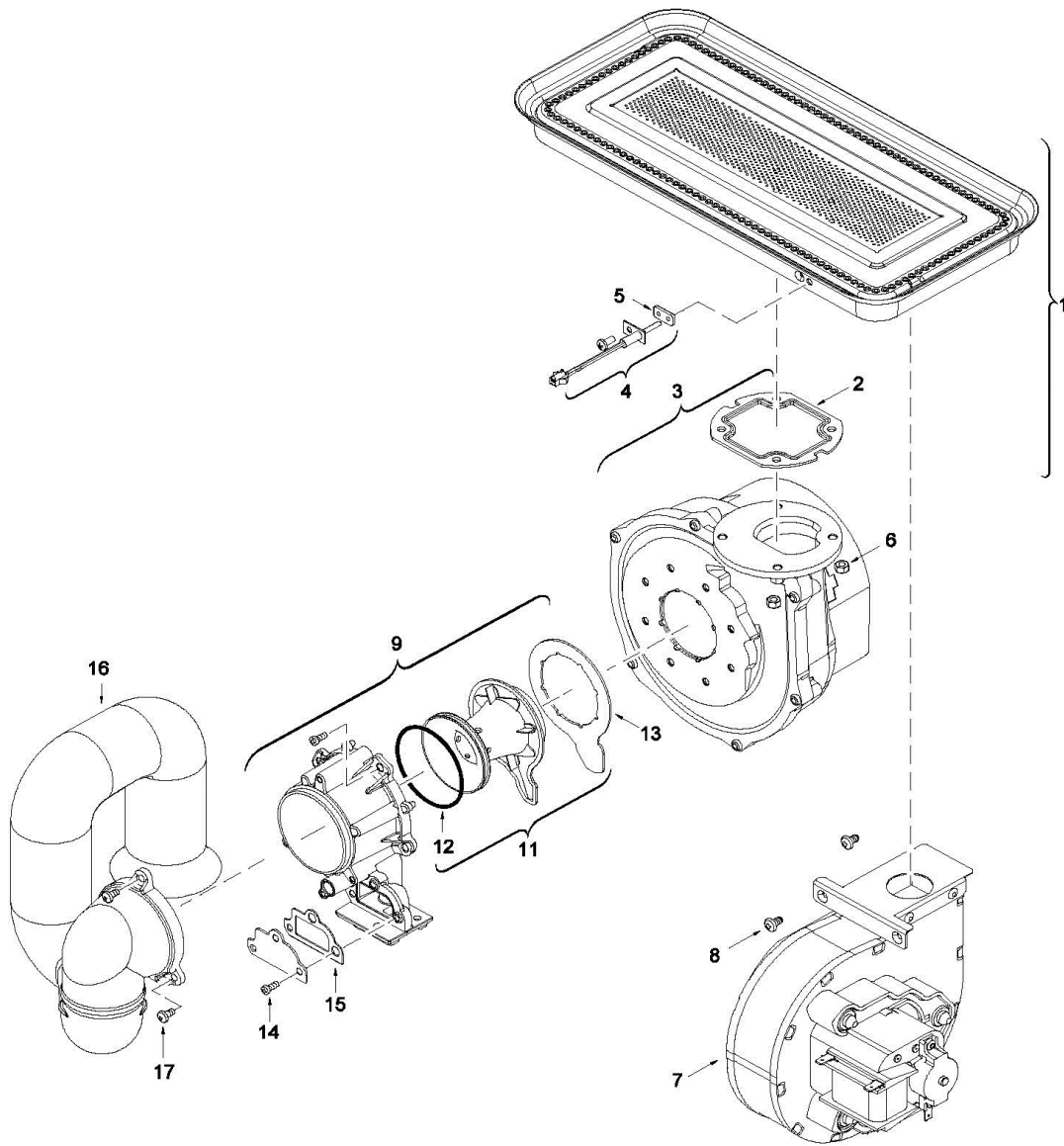
As required by the state of California Proposition 65.



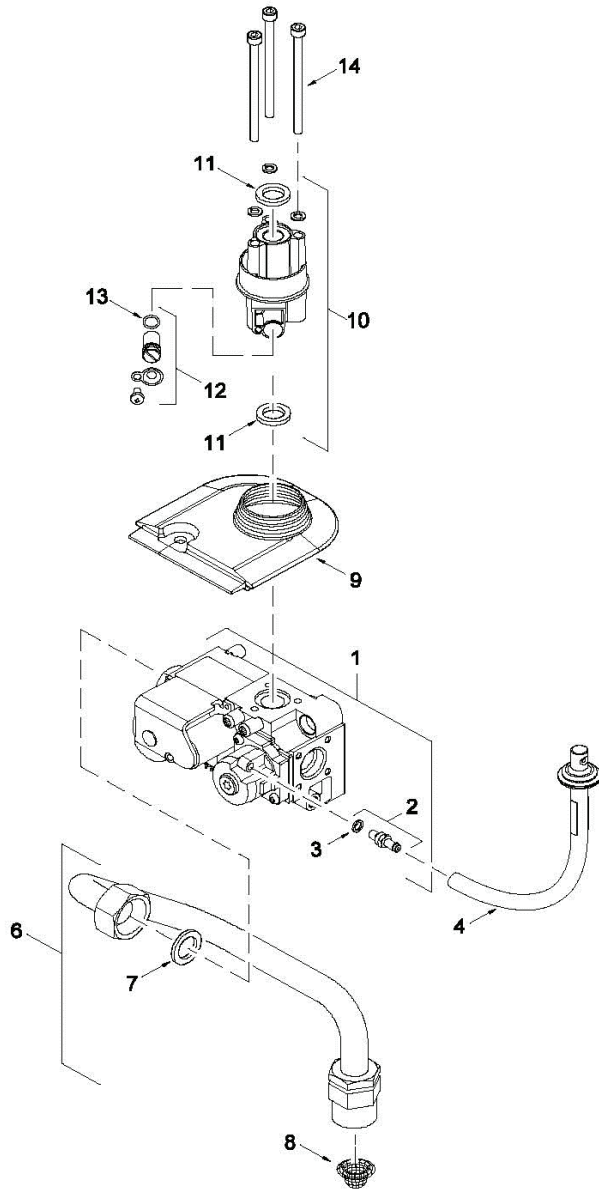
Item	Description	Model	Model
		RTG199HEN	RTG199HEX
1	Front cover	8 738 709 019	8 738 709 019
2	Shield	8 738 709 020	8 738 709 020
4	Screw	8 703 401 170 0	8 703 401 170 0
5	Combustion cover	8 700 506 300 0	8 700 506 300 0
6	Gasket	8 704 701 084 0	8 704 701 084 0
7	Observation window	8 705 600 003 0	8 705 600 003 0
8	Holding bracket	8 708 104 103 0	8 708 104 103 0
9	Screw M4, 8x9,5 (10x)	8 703 403 012 0	8 703 403 012 0
10	Clip	8 701 201 032 0	8 701 201 032 0
11	Grommet set	8 710 203 039 0	8 710 203 039 0
12	Exhaust accessory	8 705 504 152 0	8 705 504 152 0
13	Washer	8 700 103 710 0	8 700 103 710 0
14	Inlet air cover	8 708 006 022 0	8 708 006 022 0
15	Gasket (10x)	8 700 103 166 0	8 700 103 166 0
16	Inlet air accessory	8 705 504 154 0	8 705 504 154 0
17	Mounting bracket	8 701 309 164 0	8 701 309 164 0



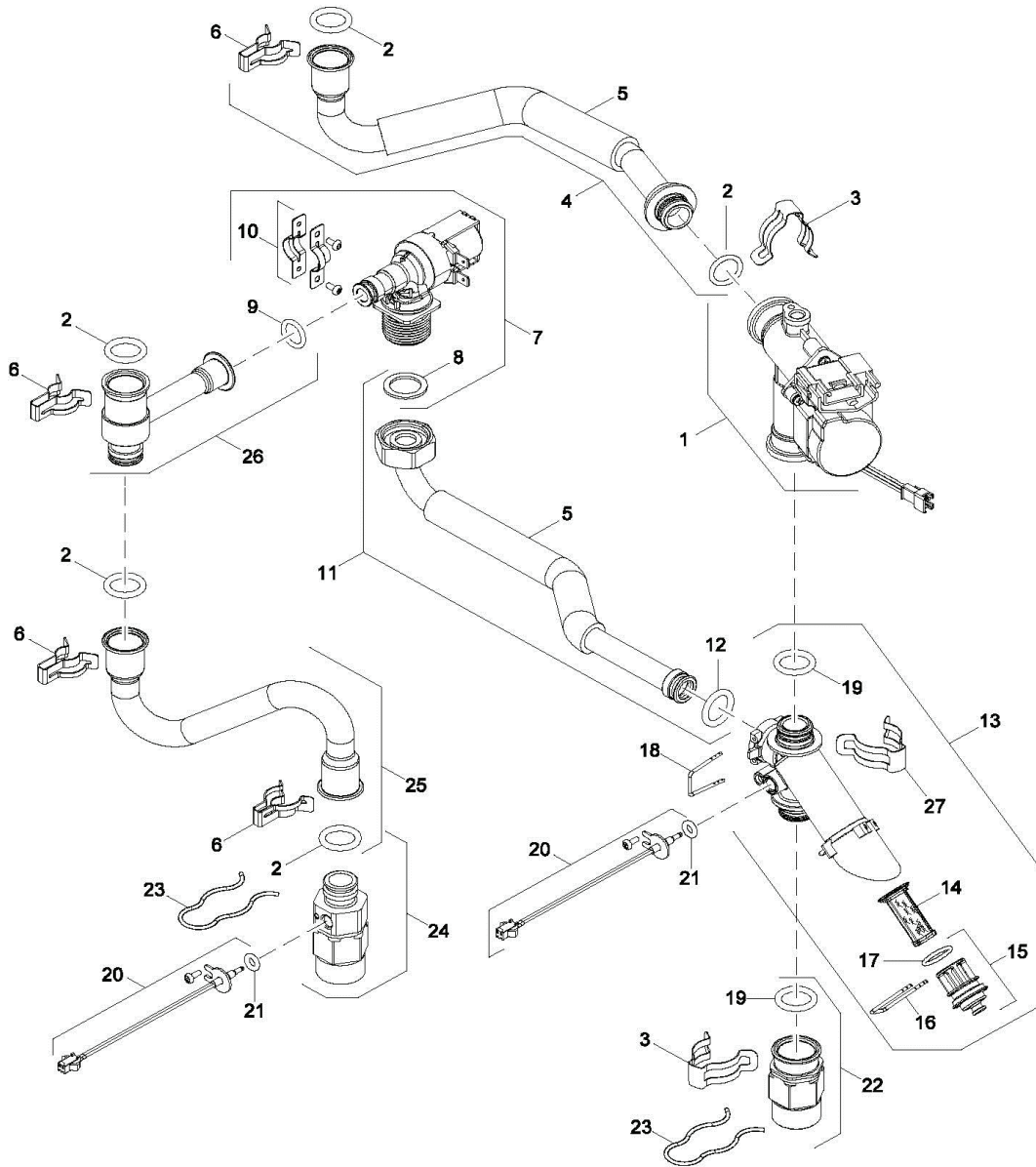
Item	Description	Model	
		RTG199HEN	RTG199HEX
1	Heat exchanger	8 738 704 117 0	8 738 704 026 0
2	Washer	8 704 701 052 0	8 704 701 052 0
3	Condensing exchanger inlet	8 705 700 159 0	8 705 700 159 0
4	Overheat sensor (ECO)	8 707 206 204 0	8 707 206 204 0
5	Washer	8 704 701 054 0	8 704 701 054 0
6	Site window	8 701 000 401 0	8 701 000 401 0
7	Ignition group	8 701 302 249 0	8 701 302 249 0
8	O-ring (10x)	8 700 205 147 0	8 700 205 147 0
9	Rubber seal	8 710 303 027 0	8 710 303 027 0
10	Pipe for connection	8 700 715 493 0	8 700 715 493 0
11	Clip (10x)	8 701 201 028 0	8 701 201 028 0
12	Washer	8 704 701 090 0	8 704 701 090 0
13	Union nut	8 703 301 157 0	8 703 301 157 0
14	Condensing heat exchanger	8 705 700 161 0	8 705 700 161 0
15	Condensing exchanger left side	8 705 700 162 0	8 705 700 162 0
16	Washer	8 704 701 091 0	8 704 701 091 0
17	Screw (10x)	2 918 060 162 0	2 918 060 162 0
18	Condensing exchanger right side	8 705 700 163 0	8 705 700 163 0
19	Screw (10x)	2 910 611 496 0	2 910 611 496 0
20	O-ring (10x)	8 700 205 226 0	8 700 205 226 0
21	Condensing fincoil	8 700 715 402 0	8 700 715 402 0
22	O-ring (10x)	8 700 205 228 0	8 700 205 228 0
23	Condensate drain connector	8 705 506 838 0	8 705 506 838 0
24	Washer (10x)	8 704 701 092 0	8 704 701 092 0
25	Exhaust temperature sensor	8 707 206 459 0	8 707 206 459 0
26	Washer	8 704 701 097 0	8 704 701 097 0
27	U-bend pipe	8 703 305 352 0	8 703 305 352 0
28	Clip (10x)	8 701 300 023 0	8 701 300 023 0
30	Flue gas collector	8 705 506 841 0	8 705 506 841 0
31	Connecting pipe	8 700 715 398 0	8 700 715 398 0
32	Siphon	8 705 202 141 0	8 705 202 141 0
33	Condensate drain pipe	8 700 703 177 0	8 700 703 177 0
34	Clip for watervalue W2	8 716 102 607 0	8 716 102 607 0
35	Gasket	8 704 701 094 0	8 704 701 094 0
36	Insulation (145x60)	8 702 303 027 0	8 702 303 027 0
37	Washer (10x)	8 704 701 088 0	8 704 701 088 0
38	Temperature sensor'	8 700 400 040 0	8 700 400 040 0
39	O-ring (10x)	8 700 205 310 0	8 700 205 310 0
	Set of seals	8 704 701 116 0	8 704 701 116 0



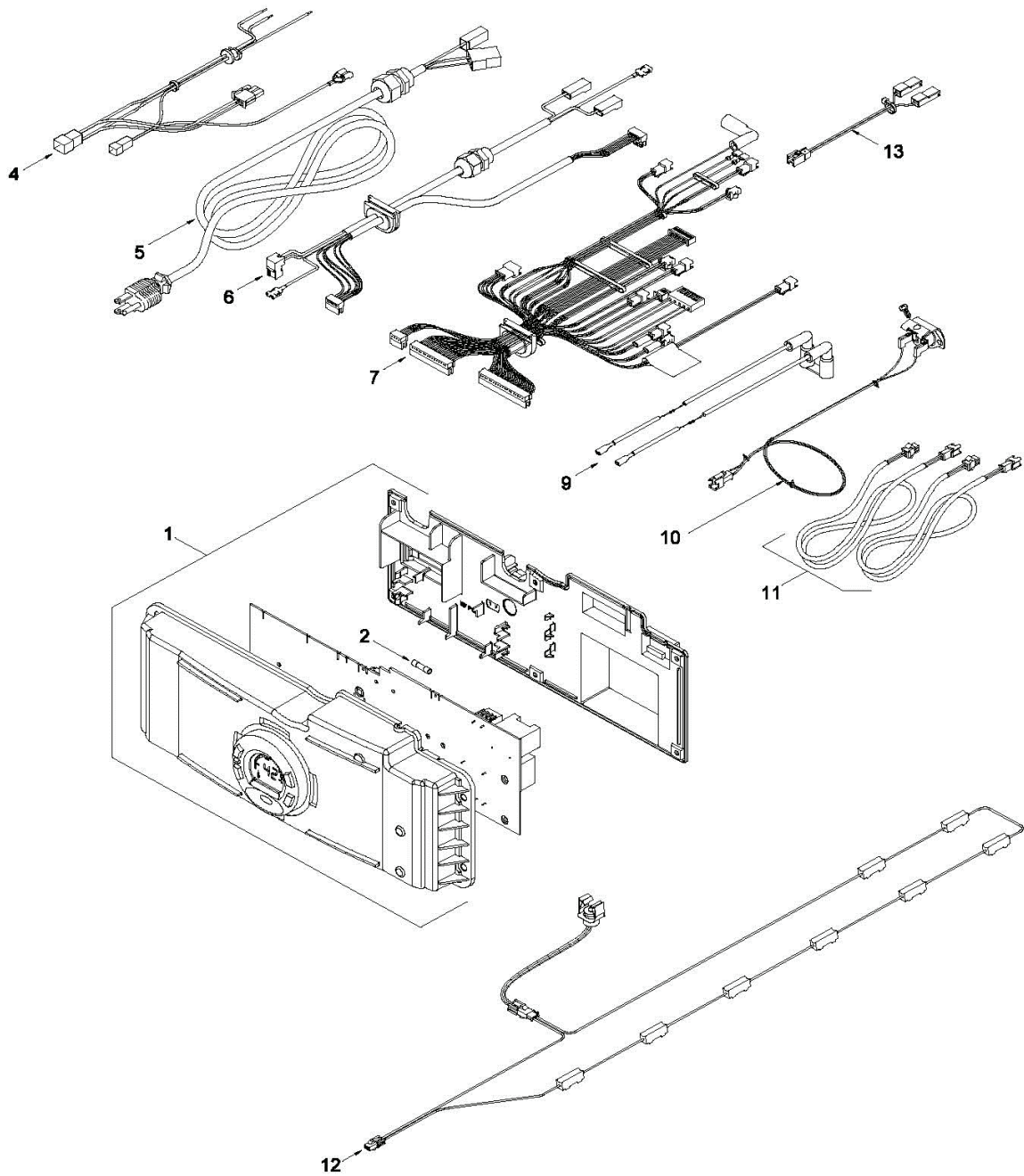
Item	Description	Model	
		RTG199HEN	RTG199HEX
1	Burner	8 708 120 642 0	8 708 120 699 0
2	Gasket	8 704 701 087 0	8 704 701 087 0
3	Fan	8 738 709 000	8 738 709 000
4	Exhaust temperature sensor	8 707 206 459 0	8 707 206 459 0
5	Washer	8 704 701 097 0	8 704 701 097 0
6	Nut M5	2 915 011 006 0	2 915 011 006 0
7	Fan	8 707 204 074 0	8 707 204 072 0
8	Screw M4, 8x9, 5 (10x)	8 703 403 012 0	8 703 403 012 0
9	Gas / Air Mixer	8 705 700 170 0	8 705 700 170 0
10	O-ring (10x)	8 700 205 149 0	8 700 205 149 0
11	Venturi	8 700 306 226 0	8 700 306 226 0
12	O-ring (10x)	8 700 205 224 0	8 700 205 224 0
13	Washer	8 704 701 059 0	8 704 701 059 0
14	Screw	2 910 642 150 0	2 910 642 150 0
15	Washer	8 701 004 049 0	8 701 004 049 0
16	Air supply duct	8 705 700 155 0	8 705 700 155 0
17	Screw M4 x 12 phillips (10x)	2 910 952 122 0	2 910 952 122 0



Item	Description	Model	
		RTG199HEN	RTG199HEX
1	Gas valve	8 738 708 999	8 738 708 999
2	Pressure tapping	8 703 404 219 0	8 703 404 219 0
3	Washer (10x)	8 700 203 041 0	8 700 203 041 0
4	Pressure balance tube	8 718 221 063 0	8 718 221 063 0
6	Gas supply pipe	8 700 715 389 0	8 700 715 389 0
7	Washer-fibre 24OD X 16ID X 2 MM (10x)	8 700 103 014 0	8 700 103 014 0
8	Gas filter	8 700 507 002 0	8 700 507 002 0
9	Gasket	8 704 701 085 0	8 704 701 085 0
10	Connector	8 705 202 140 0	8 705 202 140 0
11	Washer (10x)	8 704 701 062 0	8 704 701 062 0
12	Screw for settings	8 703 404 220 0	8 703 404 220 0
13	O-ring (10x)	8 700 205 009 0	8 700 205 009 0
14	Screw (10x)	2 910 149 181 0	2 910 149 181 0



Item	Description	Model	
		RTG199HEN	RTG199HEX
1	Water valve with engine	8 708 505 023 0	8 708 505 023 0
2	O-ring (10x)	8 700 205 147 0	8 700 205 147 0
3	Clip for watervalue W2	8 716 102 607 0	8 716 102 607 0
4	Pipe	8 738 703 468 0	8 738 703 468 0
5	Insulation (145x60)	8 702 303 027 0	8 702 303 027 0
6	Clip (10x)	8 701 201 028 0	8 701 201 028 0
7	Valve bypass	8 738 702 561 0	8 738 702 561 0
8	Sealing washer 2.9 X 17.2 X 1.5 (10x)	8 710 103 043 0	8 710 103 043 0
9	O-ring 10, 78x62 L (10x)	8 716 103 067 0	8 716 103 067 0
10	Clip	8 738 704 703 0	8 738 704 703 0
11	Pipe	8 738 703 467 0	8 738 703 467 0
12	O-ring (10x)	8 700 205 129 0	8 700 205 129 0
13	Connection piece	8 738 704 163 0	8 738 704 163 0
14	Strainer	8 700 507 081 0	8 700 507 081 0
15	Cover	8 738 702 550 0	8 738 702 550 0
16	Wire form spring (10x)	8 704 705 029 0	8 704 705 029 0
17	O-ring (10x)	8 700 205 312 0	8 700 205 312 0
18	Retaining clip (10x)	8 704 705 055 0	8 704 705 055 0
19	O-ring (10x)	8 700 205 157 0	8 700 205 157 0
20	Temperature sensor	8 700 400 033 0	8 700 400 033 0
21	O-ring (10x)	8 700 205 310 0	8 700 205 310 0
22	Connection bush	8 738 702 558 0	8 738 702 558 0
23	Clip (10x)	8 701 300 025 0	8 701 300 025 0
24	Connection bush	8 738 702 548 0	8 738 702 548 0
25	Pipe	8 738 702 559 0	8 738 702 559 0
26	T-piece	8 738 702 557 0	8 738 702 557 0
27	Clip (10x)	8 738 704 185 0	8 738 704 185 0



Item	Description	Model	
		RTG199HEN	RTG199HEX
1	Control box	8 738 708 997	8 738 708 997
2	Fusing element T2,5A (10x)	1 904 521 342 0	1 904 521 342 0
4	Power supply cables	8 704 401 371 0	8 704 401 371 0
5	Power supply cord	8 704 401 378 0	8 704 401 378 0
6	Fan cable	8 738 704 460 0	8 738 704 460 0
7	Cable harness	8 738 702 804 0	8 738 702 804 0
9	Electrode cables	8 704 401 346 0	8 704 401 346 0
10	Temperature sensor	8 700 400 032 0	8 700 400 032 0
11	Kit Inteligent cascading	7 709 003 962	7 709 003 962
12	Anti-freeze accessory	7 709 003 665	7 709 003 665
13	Cable	8 738 702 551 0	8 738 702 551 0



United States

Sales 800-523-2931

Technical Support 800-334-3393

Email techserv@bradfordwhite.com

Warranty 800-531-2111

Email warranty@bradfordwhite.com

Service Parts 800-538-2020

Email parts@bradfordwhite.com

Canada

Sales & Technical Support 866-690-0961 905-203-0600

Fax 905-636-0666

Warranty bwccwarranty@bradfordwhite.com

Technical Support bwccotech@bradfordwhite.com

Service Parts orders@bradfordwhitecanada.com

Orders ca.orders@bradfordwhite.com

For U.S. and Canada field service,
contact your professional installer or
local Bradford White sales representative.

International

General Contact international@bradfordwhite.com